

Gallon label



# Spider & Scorpion Insecticide

**ACTIVE INGREDIENTS:**

Esfenvalerate .....	6.40%
Prallethrin .....	1.60%
Piperonyl butoxide .....	8.00%

<b>*OTHER INGREDIENTS:</b> .....	84.00%
*Contains petroleum distillates	100.00%

**KEEP OUT OF REACH OF CHILDREN  
CAUTION**

**See inside booklet for First Aid, Precautionary Statements, Directions for Use and Storage and Disposal**

Manufactured for: **MGK**, 7325 Aspen Lane North, Minneapolis, MN 55428

EPA Reg. No. 1021-2574  
F2964-128  
Rev. 1119-1119

EPA Est. No. 1021-MN-2<sup>A</sup>, 70815-GA-1<sup>C</sup>, 58996-MO-1<sup>D</sup>, 39578-TX-1<sup>E</sup>,  
228-IL-2<sup>G</sup>, 67572-GA-1<sup>F</sup>, 63416-WI-1<sup>M</sup>, 5905-GA-1<sup>O</sup>  
Superscript is the first character of the lot number.

**NET CONTENTS: 1 GALLON**

<b>FIRST AID</b>	
<b>IF SWALLOWED:</b>	<ul style="list-style-type: none"><li>• Call a poison control center or doctor immediately for treatment advice.</li><li>• Do not give <b>any</b> liquid to the person.</li><li>• Do not induce vomiting unless told to do so by a poison control center or a doctor.</li><li>• Do not give anything by mouth to an unconscious person.</li></ul>
<b>IF IN EYES:</b>	<ul style="list-style-type: none"><li>• Hold eye open and rinse slowly and gently with water for 15-20 minutes.</li><li>• Remove contact lenses, if present, after the first 5 minutes, then continue rinsing eyes.</li><li>• Call a poison control center or doctor for treatment advice.</li></ul>
<b>IF ON SKIN OR CLOTHING:</b>	<ul style="list-style-type: none"><li>• Take off contaminated clothing.</li><li>• Rinse skin immediately with plenty of water for 15-20 minutes.</li><li>• Call a poison control center or doctor for treatment advice.</li></ul>
<b>NOTE TO PHYSICIAN:</b> Contains petroleum distillate. Vomiting may cause an aspiration pneumonia hazard.	
Have the product container or label with you when calling a poison control center or doctor, or going for treatment. For information regarding medical emergencies or pesticide incidents, call 1-888-740-8712.	

<b>PRECAUTIONARY STATEMENTS HAZARDS TO HUMANS AND DOMESTIC ANIMALS</b>
<b>CAUTION</b> Harmful if swallowed. Causes moderate eye irritation. Avoid contact with skin, eyes or clothing. Wear protective eyewear (goggles, face shield or safety glasses with side shields). Wash hands thoroughly with soap and water after handling and before eating, drinking, chewing gum, using tobacco or using the toilet.
<b>ENVIRONMENTAL HAZARDS</b> This product is toxic to fish and other aquatic invertebrates. To protect the environment, do not allow pesticide to enter or runoff into storm drains, drainage ditches, gutters or surface waters. Applying this product in calm weather when rain is not predicted for the next 24 hours will help to ensure that wind or rain does not blow or wash pesticide off the treatment area. Rinsing application equipment over the treated area will help avoid runoff to water bodies or drainage system. Do not discharge effluent containing this product into lakes, streams, ponds, estuaries, oceans, or other waters unless in accordance with the requirement of a National Pollutant Discharge Elimination System (NPDES) permit and the permitting authority has been notified in writing prior to discharge. Do not discharge effluent containing this product into sewer systems without previously notifying sewage treatment plant authority. For guidance, contact your State Water Board or Regional Office of the EPA. This product is highly toxic to bees and other pollinating insects exposed to direct treatment or residues on blooming crops or weeds. Do not apply this product or allow it to drift to blooming crops or weeds if bees or other pollinating insects are foraging in the treatment area.
<b>PHYSICAL OR CHEMICAL HAZARDS</b> Do not use this product in or on electrical equipment due to the possibility of shock hazard.

**DIRECTIONS FOR USE**

It is a violation of Federal law to use this product in a manner inconsistent with its labeling.

**USE RESTRICTIONS:**

- Remove pets and birds and cover fish aquariums before spraying.
- Do not apply this product in patient rooms or in any rooms while occupied by the elderly or infirm.
- Do not apply to classrooms while in use.
- Do not apply in institutions (including libraries, schools, sports facilities, etc.) in the immediate area where occupants are present.
- Do not apply as a space spray in residential sites.
- DO NOT use this product as a fogger or apply it as a space spray.
- Use only in areas described.
- Remove pets and cover fish aquariums and pets food and water dishes before spraying.
- Keep all people (especially children) and pets out of areas being treated and restrict access to these areas until all surfaces are dry.
- DO NOT leave product where children or pets can come into contact with it.
- DO NOT allow spray to contact food or food-containing surfaces, feed, or water supplies.
- Thoroughly wash dishes and food handling utensils with soap and water if they become contaminated with this product. Food utensils such as teaspoons and measuring cups must not be used for food purposes after use with pesticides.
- Do not apply in electrical conduits, junction and switch boxes, motor housings, or other electrical equipment due to shock hazard from water-based spray.
- Do not apply when food processing facility is in operation or foods are exposed. Do not apply this spray to surfaces or utensils that may come into contact with food.
- In the home, cover exposed food and do not allow spray to contact food surfaces. If spray does contact these surfaces, clean surfaces with soap and water.

For control of insects, indoors and outdoors, in the following food and non-food areas such as: Homes, Schools, Warehouses, Office Buildings, Apartment Buildings, Theaters, Hotels, Industrial Buildings, Motels, Kennels, Livestock Housing, Food Processing Plants, Food Service Establishments, Restaurants, Supermarkets and Grocery Stores, Transportation Equipment, Truck Trailers, Railroad Cars, and Food Manufacturing and Warehousing Establishments. Also for use on Back Yards, Lawns, Trees, Ornamental Landscaping, Recreational Areas, Parks and Athletic Fields.

**Insects Controlled:**

Ants (excluding Fire Ants)	Brown Marmorated	Earwigs	Millipedes	Spiders
Aphids	Stink Bugs	Firebrats	Mites	Springtails
Asian Lady Beetles	Carpet Beetles	Fleas	Pillbugs	Swarming Termites
Bed Bugs	Cockroaches	Kudzu Bugs	Psocids	Ticks
Beetles	Crickets	Mealybugs	Scales	Waterbugs
Boxelder Bugs	Dog Ticks	Midges	Silverfish	

**Stored Product Pests:**

Angoumois Grain Moths	Driedfruit Beetles	Granary Weevils	Merchant Grain Beetles	Spider Beetles
Ants	Drugstore Beetles	Indian Meal Moths	Red Flour Beetles	Spider Mites
Cadellles	Flat Grain Beetles	Lesser Grain Borers	Rice Weevils	Square-necked Grain Beetles
Cigarette Beetles	Fruit Flies	Maize Weevils	Rusty Grain Beetles	Tobacco Moths
Confused Flour Beetles	Grain Mites	Meal Moth Larvae	Sawtoothed Grain Beetles	Yellow Mealworms
Dark Mealworms	Grain Moths	Mediterranean Flour Moths	Skippers	

**Flying Insects:**

Blow Flies	Cluster Flies	Face Flies	Gnats	Mosquitoes
Chiggers	Crane Flies	Fruit Flies	Horn Flies	Small Flying Moths
Clothes Moths	Deer Flies	Fungus Gnats	House Flies	Whiteflies

**Biting and Stinging Pests:**

Bed Bugs	Deer Flies	Gnats	Scorpions	Yellowjackets
Bees	Deer Ticks	Hornets	Spiders	
Biting Flies	Dog Ticks	Lice	Ticks	
Chiggers	Fleas	Mosquitoes	Wasps	

**Wood-Destroying Pests:**

Carpenter Ants	Deathwatch Beetles	Old House Borers	Roundheaded House Borers
Carpenter Bees	Furniture Beetles	Powder Post Beetles	Swarming Termites

**Plant Pests:**

Alfalfa Caterpillars	Cranberry Fruitworms	Leaf Feeding Caterpillars	Pear Psyllids	Salt Marsh Caterpillars
American Plum Borers	Cranberry Weevils	Leafhoppers	Pear Slugs	Sap Beetles
Annual Bluegrass Weevils	Cucumber Beetles	Leafminers	Pecan Leaf Phylloxera	Scales
Aphids	Cutworms	Leafrollers	Pecan Nut Casebearers	Sod Webworms
Apple Maggots	Diamondback Moths	Leaf tiers	Pecan Spittlebugs	Sowbugs
Armyworms	Elm Leaf Beetles	Lesser Appleworms	Pecan Stem Phylloxera	Spiders
Artichoke Plum Moths	European Pine Sawflies	Lesser Peachtree Borers	Pecan Weevils	Spittlebugs
Bagworms	Fall Webworms	Loopers	Pepper Weevils	Stink Bugs
Balsam Woolly Adelgids	Filbertworms	Lygus Bugs	Periodical Cicadas	Tarnished Plant Bugs
Beet Armyworms	Flea Beetles	Mexican Bean Beetles	Pickleworms	Tent Caterpillars
Billbugs	Grasshoppers	Mites	Pillbugs	Thrips
Blueberry Spanworms	Green Cloverworms	Mole Crickets	Pine Chafers	Tobacco Hornworms
Brown Marmorated Stink Bugs	Green Fruitworms	Naval Orangeworms	Pine Coreid Bugs	Tufted Apple Bud Moths
Cherry Fruit Flies	Gypsy Moth Caterpillars	Northern Pine Weevils	Plant Bugs	Velvet Bean Caterpillars
Cherry Fruitworms	Hickory Shuckworms	Oriental Fruit Moths	Plum Curculios	Walnut Husk Flies
Chinch Bugs	Imported Cabbageworms	Painted Lady Caterpillars	Red Pine Sawflies	Western Bean Cutworms
Codling Moths	Japanese Beetles	Pea Weevils	Redheaded Pine Sawflies	Whitflies
Cowpea Curculios	Kudzu Bugs	Peach Twig Borers	Red-striped Fireworms	
	Lace Bugs	Peachtree Borers	Rindworms	

**PRODUCT INFORMATION:**

Onslaught® FastCap Spider & Scorpion Insecticide is a microencapsulated suspension concentrate containing the following pounds of active ingredient per gallon: Esfenvalerate (0.54 lbs.), Prallethrin (0.135 lbs.), Piperonyl butoxide (0.675 lbs.).

Onslaught FastCap Spider & Scorpion Insecticide combines fast kill action and long residual activity against pests listed on this label when applied as surface or spot treatments, injected into wall voids, or as a crack and crevice spray in and around residential and commercial structures, as well as on turf and landscaping. Onslaught FastCap Spider & Scorpion Insecticide may be sprayed on any surface that will not be stained by water. Injector application equipment that delivers low volume treatments may be used to make crack and crevice injections or spot and general surface treatments.

**APPLICATION IN FOOD PROCESSING/HANDLING ESTABLISHMENTS:**

Application is permitted within food and non-food areas of food service and handling establishments (places other than private residences) including: Restaurants, Meat Processing Plants, Grocery Stores, Bakeries, Food Manufacturing and Processing Establishments, and Food Warehousing Establishments. Do not treat establishments where livestock feed is present.

Food areas include areas for receiving, storing, packing, canning, bottling, wrapping, boxing, preparing, edible waste storage, and enclosed processing systems, mills, and dairies. Serving areas are places where prepared foods are served, such as dining rooms, but excluding areas where foods may be prepared or held. Non-food areas include garbage rooms, lavatories, floor drains (to sewers), entries and vestibules, offices, locker rooms, machine rooms, garages, mop closets, and storage after canning or bottling.

**General Surface Applications:** Do not apply Onslaught FastCap Spider & Scorpion Insecticide as a general surface application in food areas of the facility when the facility is in operation or food is exposed. Do not apply directly to food. Cover or remove all food and food processing equipment prior to application. After spraying in meat packing plants, bakeries, and other food processing plants, wash with an effective cleaning compound, and then rinse all equipment, benches, shelving, etc. where exposed food will be handled with potable water. Repeat applications as needed, but do not exceed more than one (1) application every fourteen (14) days.

**Spot or Crack and Crevice Applications:** Spot or crack and crevice applications may be made while facility is in operation, provided exposed food is covered or removed from the area being treated. Do not apply directly to food or food-handling surfaces. Repeat applications as needed, but do not exceed more than one (1) application every fourteen (14) days.

**MIXING INSTRUCTIONS:**

Mix Onslaught FastCap Spider & Scorpion Insecticide with water and apply with hand pressurized or power operated sprayers. Agitate container of Onslaught FastCap Spider & Scorpion Insecticide before diluting by inverting it several times. Clean spray equipment before and after use. For dilution, add approximately half the required water to spray tank and then add the appropriate amount of Onslaught FastCap Spider & Scorpion Insecticide. Agitate, and slowly add the remaining water. Agitate spray thoroughly before using and also occasionally during use to ensure dispersion. If spray filter screens are used, they should be 50 mesh or larger. Use 0.5 fl. oz. of Onslaught FastCap Spider & Scorpion Insecticide in 1 gallon of water for light infestations or as a maintenance control rate. Use 1.0 fl. oz. per gallon of water for heavy infestations or as an initial clean out rate. Apply two-second bursts of spray per square foot of area being treated. Do not apply excessively; dampen surface but not to the point of saturation or runoff. Only dilute Onslaught FastCap Spider & Scorpion Insecticide with water.

Onslaught FastCap Spider & Scorpion Insecticide may be sprayed on any surface that will not be stained by water. If you are concerned about staining or are not sure if a surface is water safe, test the surface by spraying a small amount in an inconspicuous area before making a broad application.

The following chart indicates the percent of active ingredients that is in the sprayer tank after mixing Onslaught FastCap Spider & Scorpion Insecticide at either rate:

Dilution Rate in Water	0.5 fl. oz. per Gallon	1.0 fl. oz. per Gallon
	Final % concentration of Active Ingredients	Final % concentration of Active Ingredients
Esfenvalerate	0.025%	0.050%
Prallethrin	0.006%	0.012%
Piperonyl butoxide	0.031%	0.063%
TOTAL % Concentration of all Actives	0.062%	0.125%

**Tank Mixing:**

Onslaught FastCap Spider & Scorpion Insecticide may be tank mixed with an insect growth regulator such as NyGuard® IGR Concentrate or pyrethrum-containing products or any other currently registered pesticides unless expressly prohibited by the product label. The resulting tank mix may be applied in areas where these products are allowed to be sprayed. Do not tank mix Onslaught FastCap Spider & Scorpion Insecticide with products containing dichlorvos (DDVP).

**INDOOR USE:****Application Rates for Indoor Structural Pests:**

Pests	Dilution Rate In Water	Application Rate of Mixed Solution	Application Method(s)
<b>Spiders and other listed Crawling Insects</b>			
Light Infestation	0.5 fl. oz. / gallon	1 gallon / 1,000 sq. ft.	Apply as a coarse, wet spray *Broadcast Surface Spray *Crack and Crevice Treatment *Spot Treatment *Injected into Wall Voids
Heavy Infestation	1.0 fl. oz. / gallon		
<b>Listed Flying Insects</b>	0.5 fl. oz. / gallon	1 gallon / 1,000 sq. ft.	
<b>Scorpions and other listed Stinging Insects</b>	1.0 fl. oz. / gallon	1 gallon / 1,000 sq. ft.	
<b>Ticks</b>	0.5 fl. oz. / gallon	1 gallon / 1,000 sq. ft.	
<b>Fleas, Lice &amp; Bed Bugs</b>	0.5 fl. oz. / gallon	1 gallon / 1,000 sq. ft.	Apply as noted above, with a fine particle spray.

**Spiders, Scorpions, and Other Listed Crawling Insect Pests Indoors:**

Apply as a coarse, wet spray to surfaces where these pests are normally found. Treat floors, baseboards, around doors and windows, in attics, crawl spaces, eaves, corners, closets, walls, utility pipes, storage areas, and all cracks and crevices. Treat underneath sinks, dishwashers, refrigerators, stoves, the underside of shelves, drawers, cabinets, areas behind pipes, and in all places where these insects shelter. Contact as many insects as possible with direct spray. Repeat applications as needed, but do not exceed more than one (1) application every seven (7) days.

**For Ant Control Indoors:**

Apply to ant trails, around garbage receptacles, and near food sources. Also apply around doors and windows and wherever these pests may find entrance to the structure. Remove sources of food through basic hygiene practices whenever possible.

**Listed Flying Insect Pests Indoors:**

Treat insect resting areas such as walls and ceilings, screens, around windows, doors, and light fixtures, and other surfaces that attract flying insects. Initiate treatments at the beginning of fly season, and repeat treatments during periods of heavy infestation.

**Listed Stinging Insect Pests Indoors:**

Apply spray to nests late in the evening when stinging insects are at rest. Thoroughly spray nest, nest entrance, and surrounding areas where insects land or walk. Treat around doors and windows, in attics, crawl spaces, and possible harborage sites or points of entry.

**For Control of Ticks:**

Thoroughly apply as a spot treatment to infested areas such as pet beds and resting areas, nearby cracks and crevices, along and behind baseboards, window and door frames, and localized areas of floor and floor coverings where these pests may be present. DO NOT SPRAY PETS WITH THIS PRODUCT. Treat dogs and cats with a product registered for use on animals.

**For Control of Fleas:**

Thoroughly apply as a fine particle broadcast spray to infested rugs, carpets, and pet resting areas. Prior to treatment, cover aquariums and fish bowls, and remove pet animals from the area being treated. Do not permit humans or pets to contact treated surfaces until spray has dried. Remove pet bedding and replace with clean, fresh bedding after treatment. DO NOT SPRAY PETS WITH THIS PRODUCT. Treat dogs and cats with a product registered for use on animals.

**To Control Bed Bugs:**

Thoroughly clean and vacuum mattresses, box springs, floors, and surfaces. Treat mattresses and box springs with an approved pesticide, such as a pyrethrin aerosol. Apply Onslaught FastCap Spider & Scorpion Insecticide as a spot treatment to potential harborage sites and migration paths, and cracks and crevices, around baseboards, floorboards, headboards, wall voids and walls.

**For Control of Listed Stored Product Pests:**

Spray thoroughly around and into floor drains, non-food conveyors, benches, pipes, pallets, moist areas, storage racks, pieces of equipment, and other areas where stored product pests may be found. Tank mix or sequential use of an insect growth regulator, such as NyGuard IGR Concentrate, is recommended to break the insect reproduction cycle. Do not apply this spray to surfaces or utensils that may come in contact with food, since excessive residues in food may result.

**To Treat Voids in Equipment and Structures:**

To kill insects harboring in wall voids and other inaccessible spaces in equipment and structures, use injection equipment designed for deep void applications. Follow the injection equipment manufacturer's recommendations for proper set up and air pressures. Place the applicator tip at or into the void space to be treated. For inaccessible voids, it may be necessary to drill an access hole(s). Inject product into the void space in short bursts, allowing air pressure to push insecticide deep into the space. Do not apply to the point of runoff or drip. Ventilate area thoroughly before re-entry. Do not reapply more than every fourteen (14) days.

**To Kill the Accessible Stages of Listed Granary Insects:**

Use this concentrate to treat grain storage facilities, and other listed areas, for stored product pest control. For control of exposed adult and immature stages of stored product pests, apply to cracks, crevices, and other surfaces where the pests have been seen or have harborage. Treat areas where products are stored before filling with the product. Apply at the rates listed above, using one gallon of spray mix per 1,000 square feet of surface area to be treated. Cleaning all areas prior to use will increase levels of control. Remove and destroy foodstuffs infested with pests.

Repeat application as needed, but do not exceed more than one application every fourteen (14) days.

**USE IN AND AROUND LIVESTOCK HOUSING:**

For use in and around unoccupied areas of livestock facilities, such as: Barns, Cow and Calf Pens & Hutches, Dairy Barns & Milk Rooms, Hog Barns, Horse Barns, Sheep Barns, Poultry Houses, and Rabbit Hutches. Do not contaminate milk, food, or drinking water. Remove animals from area being treated. Cover feeders and waterers. Do not apply or allow insecticide to drift onto animals. Do not allow animals to enter treated areas until spray solution has dried.

Pests	Dilution Rate In Water	Application Method(s)
<b>Listed Crawling Insects</b> *Including litter beetles	1 fl. oz. / gallon or 1 fl. oz. in sufficient water to cover 1,000 sq. ft.	Apply as a coarse, wet spray *General Surface Spray
<b>Listed Flying Insects</b>	0.5 fl. oz. / gallon or 0.5 fl. oz. in sufficient water to cover 1,000 sq. ft.	*Crack and Crevice Treatment *Spot Treatment *Injected into Wall Voids

**Listed Crawling Insect Pests in Livestock and Poultry Premises:**

Apply as a general surface, spot treatment, and/or crack and crevice treatment. Apply to floors and vertical and overhead surfaces where crawling insects are or may be present. Treat stanchions, pipes, windows, doors, posts, cage framing, gates, under (but not in) feeders, and other areas where insects hide or congregate. To reduce immigration of insects, make a perimeter treatment around the outside of building foundations. Apply in a uniform band 1 – 3 feet up the exterior foundation wall and 3 – 6 feet out from the foundation.

**Litter Beetle Control in Livestock and Poultry Premises:**

To control litter beetles (darkling, hide, and carrion beetles), apply Onslaught FastCap Spider & Scorpion Insecticide to walls and floors at cleanout and before reintroduction of animals. Treat areas where beetles frequently occur, such as walls, supports, cages, cage framing, stalls, and around feeders. To reduce immigration of insects, make a perimeter treatment around the outside of building foundations. Apply in a uniform band 1 – 3 feet up the exterior foundation wall and 3 – 6 feet out from the foundation.

**Listed Flying Insect Pests in Livestock and Poultry Premises:**

For residual control of listed flying insects, treat insect resting areas such walls, ceilings, screens, around windows, doors, light fixtures, and other surfaces that attract flying insects. Initiate treatments at the beginning of fly season and repeat treatments during periods of heavy infestation. Tank mix or sequential use of an insect growth regulator, such as NyGuard IGR Concentrate, is recommended to break the insect reproduction cycle.

**OUTDOOR USE:**

**Use Restrictions:**

- Do not spray in or near fish ponds or other bodies of water.
- Do not water the treated area to the point of runoff.
- Do not make applications during the rain.
- Do not apply directly to sewers or drains, or any area like a gutter where drainage to sewers, storm drains, water bodies, or aquatic habitat can occur, except as directed by this label.
- Not for use on plants being grown for sale or other commercial use. Not for use in nurseries, sod farms or golf courses.
- All outdoor applications, if permitted elsewhere on this label must be limited to spot or crack and crevice treatments only, except for the following permitted uses, if allowed elsewhere on this label:
  - (1) Applications to soil or vegetation, as listed on this label;
  - (2) Applications to lawns, turf, and other vegetation, as listed on this label;
  - (3) Applications to the side of a building, up to a maximum height of 3 feet above grade;
  - (4) Application to underside of eaves, soffits, doors, or windows permanently protected from rainfall by a covering, overhang, awning, or other structure;
  - (5) Applications around potential pest entry points into buildings, when limited to a surface band not to exceed one inch in width;
  - (6) Applications made through the use of a coarse, low pressure spray to only those portions of surfaces that are directly above bare soil, lawn, turf, mulch or other vegetation, as listed on this label, and not over an impervious surface, drainage or other condition that could result in runoff into storm drains, drainage ditches, gutters, or surface waters in order to control occasional invaders or aggregating pests as listed on this label.

**Outdoor Application Rates for Spiders, Scorpions and other listed Pests:**

	<b>Dilution Rate In Water</b>	<b>Application Method(s)</b>
<b>Treating Exterior Walls, Foundations and Structures</b>	0.5 to 1 fl. oz. / gallon or 0.5 to 1 fl. oz. in sufficient water to cover 1,000 sq. ft.	Apply as a coarse, wet spray *Crack and Crevice Treatment *Spot Treatment *Broadcast Spray Treatment <sup>1</sup>
<b>Treating nests and harborage areas of listed stinging insects</b>	1 fl. oz. / gallon or 1 fl. oz. in sufficient water to cover 1,000 sq. ft.	Apply as a coarse, wet spray *Crack and Crevice Treatment *Spot Treatment
<b>To Control Swarming Termites and Wood Destroying Pests</b>	1 fl. oz. / gallon or 1 fl. oz. in sufficient water to cover 1,000 sq. ft.	
<b>Treating Ornamental Trees and Landscapes</b>	0.1 to 1.0 fl. oz. / gallon or 0.1 to 1.0 fl. oz. in sufficient water to cover 1,000 sq. ft.	Apply as a spray *Broadcast Spray Treatment *Foliar Spray Treatment
<b>Mosquito Breeding Sites</b>	0.5 fl. oz. / gallon or 0.5 fl. oz. in sufficient water to cover 1,000 sq. ft.	

(continued)



**Outdoor Application Rates for Spiders, Scorpions and other listed Pests:** *(continued)*

	<b>Dilution Rate In Water</b>	<b>Application Method(s)</b>
<b>Treating Lawns and Turf</b>	0.1 to 1 fl. oz. / gallon or 0.1 to 1 fl. oz. in sufficient water to cover 1,000 sq. ft. or 4.3 to 43 fl. oz. per acre	Apply as a coarse, wet spray *Broadcast Spray Treatment
<p><sup>1</sup>Applications made through the use of a coarse, low pressure spray to only those portions of surfaces that are directly above bare soil, lawn, turf, mulch or other vegetation, as listed on this label, and not over an impervious surface, drainage or other condition that could result in runoff into storm drains, drainage ditches, gutters, or surface waters in order to control occasional invaders or aggregating pests as listed on this label.</p>		

**Treating exterior walls, foundations and structures:**

To control infestations of listed pests, treat exterior surfaces of buildings, walls, window frames, around garbage cans, eaves, cracks and crevices, porches, decks, gazebos, patios, carports, siding, garages, fence lines, and other areas where pests are active or may be hiding.

To help prevent insect infestation of buildings: Treat a 2 – 6 foot band of soil or other substrate adjacent to buildings. Treat building foundation to a height of 2 – 3 feet. Treat exterior walls, siding, eaves, cracks and crevices, and other areas where listed pests are active, and may find entrance into building.

Apply with sufficient water to adequately cover the area being treated, but do not allow dripping or runoff to occur. Alternate mixing directions are to use 2 to 4 fl. oz. of concentrate per 50 gallons of water.

**Listed Stinging Insect Control Outdoors:**

For listed stinging insects, apply spray solution to nests and harborage areas late in the evening when stinging insects are commonly at rest. Thoroughly spray nest, nest entrance, harborage sites, and surrounding areas where insects land or walk. For nests inside walls, inject sufficient spray to treat nest. Do not use in areas where an electrical shock hazard exists. For applications made when pests are active, applicator should wear protective equipment as required. Repeat application when there are signs of renewed insect activity.

For Yellowjacket control, Onslaught FastCap Spider & Scorpion Insecticide can be mixed with baits in traps. Follow trap instructions for preparation of bait.

**Fleas and Ticks Outdoors:**

To control fleas and pet ticks, apply to kennels, runs, and other areas that pets have been present. For best outdoor control of ticks, apply spray to vegetation, brush, branches, and other areas near habitation where ticks may harbor or frequent. Treat the entire area and retreat as necessary to maintain control. Do not apply to pasture or cropland and do not allow animals and people to access to treated areas until the application has dried. **DO NOT SPRAY PETS WITH THIS PRODUCT.** Treat dogs and cats with a product registered for use on animals.

**Listed Insect Control in Ornamental Trees and Landscapes:**

For residential and commercial trees, shrubs, ground covers, and bedding and foliage plants that will not be harvested for food, apply Onslaught FastCap Spider & Scorpion Insecticide in appropriate volumes of water to obtain thorough coverage. Apply as a full-coverage foliar spray, applying to the point of drip but not runoff. Treat active soil pests with an application to surrounding soil. Repeat treatments as necessary to achieve control, using higher application rates as pest pressure and foliage area increases. Repeat applications as necessary, but no more than once every seven (7) days. Certain plants may be sensitive to the final spray solution. A small-scale test is recommended to verify safety to ornamental plants. Spray and observe for one (1) week prior to application of an entire planting.

**Listed Insect Control on Lawns, Turf Grass, and Turf:**

For best results, lawn or turf grass should be mowed 1 – 2 days before spraying. Treat with spraying equipment or a hand sprayer. Use application volumes of up to 10 gallons per 1,000 square feet to get uniform coverage when treating dense grass foliage. For low volume applications using less than 2 gallons of spray solution per 1,000 square feet, immediate irrigation with at least 0.25 inches of water is recommended to improve effectiveness on sub-surface pests.

When hand spraying, spray using a slow, even sweeping motion, making sure to cover the entire lawn or turf grass area where pests are observed. Spray under ornamentals and trees. Repeat treatments may be necessary at 7 – 14-day intervals.

**Rate Range:**

Use lower rate range for pests that are commonly exposed and will be contacted by spray solution at the time of application. For pests that will not be contacted by spray solution at the time of application, use the upper rate range. Use 1 fl. oz. per 1,000 sq. ft. when treating Mole Crickets and Chinch Bugs.

**To Kill Swarming Termites: OUTDOORS ONLY.**

Apply spray mix as a coarse, wetting spray when swarming termites are seen emerging from woodpiles, wooden fence posts, wooden structures, or from the ground. Swarming usually occurs in the spring or at other times when a termite colony becomes overcrowded and new reproductive termites with wings emerge and fly away to mate and establish new colonies. This treatment will control the sprayed termites and will not protect the structure from which the swarm is coming. Use only as a contact spray to kill emerging reproductive (winged) and worker termites emerging from infested wood. This treatment is not a substitute for a comprehensive termite control program.

**To Kill Listed Wood Destroying Pests: OUTDOORS ONLY.**

Apply spray mix as a coarse, wetting spray to exposed pests and to the damaged areas of wood, spraying into galleries or tunnels in the exposed wood. Also, spray around doors, window and door frames, and other areas where these pests may hide or enter the house. Spray into cracks and crevices and, if necessary, drill small holes and spray into inaccessible wooden structural voids where these pests are suspected.

**Mosquito Breeding sites:**

Mosquito populations may be reduced by application of Onslaught FastCap Spider & Scorpion Insecticide to sites where mosquitoes rest, harbor, and breed. Apply spray solution into tall grass, shrubbery, and around back yards and lawns where these pests may hover or rest. Apply while air is still.

Not for wide area mosquito abatement using aerial or truck mounted cold aerosol ULV sprayers and thermal fogging devices.

## STORAGE AND DISPOSAL

Do not contaminate water, food, or feed by storage or disposal.

**PESTICIDE STORAGE:**

Store in a cool, dry area under lock and key. Post as a pesticide storage area. Always store pesticides in the original container. Store away from food, pet food, feed, seed, fertilizers, and veterinary supplies. Place liquid formulations on lower shelves and dry formulations above.

**PESTICIDE DISPOSAL:**

To avoid wastes, use all material in this container by application according to label directions. If wastes cannot be avoided, offer remaining product to a waste disposal facility or pesticide disposal program (often such programs are run by state or local government or by industry).

**CONTAINER HANDLING:**

Non-refillable container. Do not reuse or refill this container.

Triple rinse as follows: Empty the remaining contents into the application equipment or a mix tank and drain for 10 seconds after the flow begins to drip. Fill the container ¼ full with water and recap. Shake for 10 seconds. Pour rinsate into the application equipment or a mix tank or store rinsate for later use or disposal. Drain for 10 seconds after the flow begins to drip. Repeat this procedure two more times. Then offer for recycling if available, or puncture and dispose of in a sanitary landfill or by incineration. Do not burn unless allowed by state and local ordinances.

Onslaught®, MGK® and NyGuard® are registered trademarks of McLaughlin Gormley King Company.



Onslaught®

**FASTCAP**

# Spider & Scorpion Insecticide



**ACTIVE INGREDIENTS:**

Esfenvalerate.....	6.40%
Prallethrin.....	1.60%
Piperonyl butoxide.....	8.00%
<b>*OTHER INGREDIENTS:</b> .....	84.00%
*Contains petroleuam distillates	100.00%

**KEEP OUT OF REACH OF CHILDREN  
CAUTION**

**FIRST AID**  
**IF SWALLOWED:** Call a poison control center or doctor immediately for treatment advice. Do not give any liquid to the person. Do not induce vomiting unless told to do so by a poison control center or a doctor. Do not give anything by mouth to an unconscious person. **IF IN EYES:** Hold eye open and rinse slowly and gently with water for 15-20 minutes. Remove contact lenses, if present, after the first 5 minutes, then continue rinsing eyes. Call a poison control center or doctor for treatment advice. **IF ON SKIN OR CLOTHING:** Take off contaminated clothing. Rinse skin immediately with plenty of water for 15-20 minutes. Call a poison control center or doctor for treatment advice. **NOTE TO PHYSICIAN:** Contains petroleuam distillate. Vomiting may cause an aspiration pneumonia hazard. Have the product container or label with you when calling a poison control center or doctor, or going for treatment. For information regarding medical emergencies or pesticide incidents, call 1-888-740-8712.

**See inside booklet for Precautionary Statements, Directions for Use and Storage and Disposal**

Manufactured for: **MGK**, 7325 Aspen Lane North, Minneapolis, MN 55428  
EPA Reg. No. 1021-2574  
F2964-128  
Rev. 1119-1119


EPA Est. No. 1021-MN-2\*, 70815-GA-1\*, 58996-MO-1\*, 39578-TX-1\*, 228-IL-2\*, 67572-GA-1\*, 63416-WI-1\*, 5905-GA-1\*  
Superscript is the first character of the lot number.

**NET CONTENTS: 1 GALLON**

▲ PULL HERE TO OPEN / PRESS TO RESEAL

PF#64701-5

Pint label



**Spider & Scorpion Insecticide**

**ACTIVE INGREDIENTS:**

Esfenvalerate.....	6.40%
Prallethrin.....	1.60%
Piperonyl butoxide.....	8.00%
<b>*OTHER INGREDIENTS:</b> .....	84.00%
	100.00%

\*Contains petroleum distillates

---

**KEEP OUT OF REACH OF CHILDREN**  
**CAUTION**

See inside booklet for First Aid, Precautionary Statements, Directions for Use and Storage and Disposal

---

Manufactured for:  
**MGK**, 7325 Aspen Lane North, Minneapolis, MN 55428

EPA Reg. No. 1021-2574	EPA Est. No. 1021-MN-2 <sup>a</sup> ,
F2964-005	70815-GA-1 <sup>c</sup> , 58996-MO-1 <sup>o</sup> ,
Rev. 1119-1119	39578-TX-1 <sup>f</sup> , 228-IL-2 <sup>o</sup> ,
	67572-GA-1 <sup>i</sup> , 63416-WI-1 <sup>m</sup> ,
	5905-GA-1 <sup>o</sup>

Superscript is the first character of the lot number.

**NET CONTENTS: 1 PINT**

Job 170204

<b>FIRST AID</b>	
<b>IF SWALLOWED:</b>	<ul style="list-style-type: none"> <li>• Call a poison control center or doctor immediately for treatment advice.</li> <li>• Do not give <b>any</b> liquid to the person.</li> <li>• Do not induce vomiting unless told to do so by a poison control center or a doctor.</li> <li>• Do not give anything by mouth to an unconscious person.</li> </ul>
<b>IF IN EYES:</b>	<ul style="list-style-type: none"> <li>• Hold eye open and rinse slowly and gently with water for 15-20 minutes.</li> <li>• Remove contact lenses, if present, after the first 5 minutes, then continue rinsing eyes.</li> <li>• Call a poison control center or doctor for treatment advice.</li> </ul>
<b>IF ON SKIN OR CLOTHING:</b>	<ul style="list-style-type: none"> <li>• Take off contaminated clothing.</li> <li>• Rinse skin immediately with plenty of water for 15-20 minutes.</li> <li>• Call a poison control center or doctor for treatment advice.</li> </ul>
<p><b>NOTE TO PHYSICIAN:</b> Contains petroleum distillate. Vomiting may cause an aspiration pneumonia hazard.</p>	
<p>Have the product container or label with you when calling a poison control center or doctor, or going for treatment. For information regarding medical emergencies or pesticide incidents, call 1-888-740-8712.</p>	
2	

**PRECAUTIONARY STATEMENTS  
HAZARDS TO HUMANS AND  
DOMESTIC ANIMALS**

**CAUTION**

Harmful if swallowed. Causes moderate eye irritation. Avoid contact with skin, eyes or clothing. Wear protective eyewear (goggles, face shield or safety glasses with side shields). Wash hands thoroughly with soap and water after handling and before eating, drinking, chewing gum, using tobacco or using the toilet.

**ENVIRONMENTAL HAZARDS**

This product is toxic to fish and other aquatic invertebrates. To protect the environment, do not allow pesticide to enter or runoff into storm drains, drainage ditches, gutters or surface waters. Applying this product in calm weather when rain is not predicted for the next 24 hours will help to ensure that wind or rain does not blow or wash pesticide off the treatment area. Rinsing application equipment over the treated area will help avoid runoff to water bodies or drainage system.

Do not discharge effluent containing this product into lakes, streams, ponds, estuaries, oceans, or other waters unless in accordance with the requirement of a National Pollutant Discharge Elimination System (NPDES) permit and the permitting authority has been notified in writing prior to discharge. Do not discharge effluent containing this product into sewer systems without previously notifying sewage treatment plant authority. For guidance, contact your State Water Board or Regional Office of the EPA.

*(continued)*

**ENVIRONMENTAL HAZARDS (cont.)**

This product is highly toxic to bees and other pollinating insects exposed to direct treatment or residues on blooming crops or weeds. Do not apply this product or allow it to drift to blooming crops or weeds if bees or other pollinating insects are foraging in the treatment area.

**PHYSICAL OR CHEMICAL HAZARDS**

Do not use this product in or on electrical equipment due to the possibility of shock hazard.

**DIRECTIONS FOR USE**

It is a violation of Federal law to use this product in a manner inconsistent with its labeling.

**USE RESTRICTIONS:**

- Remove pets and birds and cover fish aquariums before spraying.
- Do not apply this product in patient rooms or in any rooms while occupied by the elderly or infirm.
- Do not apply to classrooms while in use.
- Do not apply in institutions (including libraries, schools, sports facilities, etc.) in the immediate area where occupants are present.
- Do not apply as a space spray in residential sites.
- DO NOT use this product as a fogger or apply it as a space spray.
- Use only in areas described.
- Remove pets and cover fish aquariums and pet's food and water dishes before spraying.
- Keep all people (especially children) and pets out of areas being treated and restrict access to these areas until all surfaces are dry.
- DO NOT leave product where children or pets can come into contact with it.
- DO NOT allow spray to contact food or food-containing surfaces, feed, or water supplies.

- Thoroughly wash dishes and food handling utensils with soap and water if they become contaminated with this product. Food utensils such as teaspoons and measuring cups must not be used for food purposes after use with pesticides.
- Do not apply in electrical conduits, junction and switch boxes, motor housings, or other electrical equipment due to shock hazard from water-based spray.
- Do not apply when food processing facility is in operation or foods are exposed. Do not apply this spray to surfaces or utensils that may come into contact with food.
- In the home, cover exposed food and do not allow spray to contact food surfaces. If spray does contact these surfaces, clean surfaces with soap and water.

For control of insects, indoors and outdoors, in the following food and non-food areas such as: Homes, Schools, Warehouses, Office Buildings, Apartment Buildings, Theaters, Hotels, Industrial Buildings, Motels, Kennels, Livestock Housing, Food Processing Plants, Food Service Establishments, Restaurants, Supermarkets and Grocery Stores, Transportation Equipment, Truck Trailers, Railroad Cars, and Food Manufacturing and Warehousing Establishments. Also for use on Back Yards, Lawns, Trees, Ornamental Landscaping, Recreational Areas, Parks and Athletic Fields.



**Insects Controlled:**

Ants (excluding Fire Ants)	Kudzu Bugs
Aphids	Mealybugs
Asian Lady Beetles	Midges
Bed Bugs	Millipedes
Beetles	Mites
Boxelder Bugs	Pillbugs
Brown Marmorated	Psocids
Stink Bugs	Scales
Carpet Beetles	Silverfish
Cockroaches	Spiders
Crickets	Springtails
Dog Ticks	Swarming Termites
Earwigs	Ticks
Firebrats	Waterbugs
Fleas	

**Stored Product Pests:**

Angoumois Grain Moths	Meal Moth Larvae
Ants	Mediterranean Flour Moths
Caddises	Merchant Grain Beetles
Cigarette Beetles	Red Flour Beetles
Confused Flour Beetles	Rice Weevils
Dark Mealworms	Rusty Grain Beetles
Driedfruit Beetles	Sawtoothed Grain Beetles
Drugstore Beetles	Skippers
Flat Grain Beetles	Spider Beetles
Fruit Flies	Spider Mites
Grain Mites	Squarenecked Grain Beetles
Grain Moths	Tobacco Moths
Granary Weevils	Yellow Mealworms
Indian Meal Moths	
Lesser Grain Borers	
Maize Weevils	

**Flying Insects:**

Blow Flies	Fungus Gnats
Chiggers	Gnats
Clothes Moths	Horn Flies
Cluster Flies	House Flies
Crane Flies	Mosquitoes
Deer Flies	Small Flying Moths
Face Flies	Whiteflies
Fruit Flies	

---

**Biting and Stinging Pests:**

Bed Bugs	Hornets
Bees	Lice
Biting Flies	Mosquitoes
Chiggers	Scorpions
Deer Flies	Spiders
Deer Ticks	Ticks
Dog Ticks	Wasps
Fleas	Yellowjackets
Gnats	

---

**Wood-Destroying Pests:**

Carpenter Ants	Powder Post Beetles
Carpenter Bees	Roundheaded House Borers
Deathwatch Beetles	Swarming Termites
Furniture Beetles	
Old House Borers	

---

**Plant Pests:**

Alfalfa Caterpillars	Japanese Beetles
American Plum Borers	Kudzu Bugs
Annual Bluegrass Weevils	Lace Bugs
Aphids	Leaf Feeding Caterpillars
Apple Maggots	Leafhoppers
Armyworms	Leafminers
Artichoke Plum Moths	Leafrollers
Bagworms	Leaf tiers
Balsam Woolly Adelgids	Lesser Appleworms
Beet Armyworms	Lesser Peachtree Borers
Billbugs	Loopers
Blueberry Spanworms	Lygus Bugs
Brown Marmorated Stink Bugs	Mexican Bean Beetles
Cherry Fruit Flies	Mites
Cherry Fruitworms	Mole Crickets
Chinch Bugs	Naval Orangeworms
Codling Moths	Northern Pine Weevils
Cowpea Curculios	Oriental Fruit Moths
Cranberry Fruitworms	Painted Lady Caterpillars
Cranberry Weevils	Pea Weevils
Cucumber Beetles	Peach Twig Borers
Cutworms	Peachtree Borers
Diamondback Moths	Pear Psyllids
Elm Leaf Beetles	Pear Slugs
European Pine Sawflies	Pecan Leaf Phylloxera
Fall Webworms	Pecan Nut Casebearers
Filbertworms	Pecan Spittlebugs
Flea Beetles	Pecan Stem Phylloxera
Grasshoppers	Pecan Weevils
Green Cloverworms	Pepper Weevils
Green Fruitworms	Periodical Cicadas
Gypsy Moth Caterpillars	Pickleworms
Hickory Shuckworms	Pillbugs
Imported Cabbageworms	Pine Chafers
	Pine Coreid Bugs

*(continued)*

**Plant Pests (continued):**

Plant Bugs	Spittlebugs
Plum Curculios	Stink Bugs
Red Pine Sawflies	Tarnished Plant Bugs
Redheaded Pine Sawflies	Tent Caterpillars
Red-striped Fireworms	Thrips
Rindworms	Tobacco Hornworms
Salt Marsh Caterpillars	Tufted Apple Bud Moths
Sap Beetles	Velvet Bean Caterpillars
Scales	Walnut Husk Flies
Sod Webworms	Western Bean Cutworms
Sowbugs	Whiteflies
Spiders	

**PRODUCT INFORMATION:**

Onslaught® FastCap Spider & Scorpion Insecticide is a microencapsulated suspension concentrate containing the following pounds of active ingredient per gallon: Estenvalerate (0.54 lbs.), Prallethrin (0.135 lbs.), Piperonyl butoxide (0.675 lbs.).

Onslaught FastCap Spider & Scorpion Insecticide combines fast kill action and long residual activity against pests listed on this label when applied as surface or spot treatments, injected into wall voids, or as a crack and crevice spray in and around residential and commercial structures, as well as on turf and landscaping. Onslaught FastCap Spider & Scorpion Insecticide may be sprayed on any surface that will not be stained by water. Injector application equipment that delivers low volume treatments may be used to make crack and crevice injections or spot and general surface treatments.

**APPLICATION IN FOOD PROCESSING/HANDLING ESTABLISHMENTS:**

Application is permitted within food and non-food areas of food service and handling establishments (places other than private residences) including: Restaurants, Meat Processing Plants, Grocery Stores, Bakeries, Food Manufacturing and Processing Establishments, and Food Warehousing Establishments. Do not treat establishments where livestock feed is present.

Food areas include areas for receiving, storing, packing, canning, bottling, wrapping, boxing, preparing, edible waste storage, and enclosed processing systems, mills, and dairies. Serving areas are places where prepared foods are served, such as dining rooms, but excluding areas where foods may be prepared or held. Non-food areas include garbage rooms, lavatories, floor drains (to sewers), entries and vestibules, offices, locker rooms, machine rooms, garages, mop closets, and storage after canning or bottling.

**General Surface Applications:** Do not apply Onslaught FastCap Spider & Scorpion Insecticide as a general surface application in food areas of the facility when the facility is in operation or food is exposed. Do not apply directly to food. Cover or remove all food and food processing equipment prior to application. After spraying in meat packing plants, bakeries, and other food processing plants, wash with an effective cleaning compound, and then rinse all equipment, benches, shelving, etc. where exposed food will be handled with potable water. Repeat applications as needed, but do not exceed more than one (1) application every fourteen (14) days.

**Spot or Crack and Crevice Applications:** Spot or crack and crevice applications may be made while facility is in operation, provided exposed food is covered or removed from the area being treated. Do not apply directly to food or food-handling surfaces. Repeat applications as needed, but do not exceed more than one (1) application every fourteen (14) days.

**MIXING INSTRUCTIONS:**

Mix Onslaught FastCap Spider & Scorpion Insecticide with water and apply with hand pressurized or power operated sprayers. Agitate container of Onslaught FastCap Spider & Scorpion Insecticide before diluting by inverting it several times. Clean spray equipment before and after use. For dilution, add approximately half the required water to spray tank and then add the appropriate amount of Onslaught FastCap Spider & Scorpion Insecticide. Agitate, and slowly add the remaining water. Agitate spray thoroughly before using and also occasionally during use to ensure dispersion. If spray filter screens are used, they should be 50 mesh or larger. Use 0.5 fl. oz. of Onslaught FastCap Spider & Scorpion Insecticide in 1 gallon of water for light infestations or as a maintenance control rate. Use 1.0 fl. oz. per gallon of water for heavy infestations or as an initial clean out rate. Apply two-second bursts of spray per square foot of area being treated. Do not apply excessively; dampen surface but not to the point of saturation or runoff. Only dilute Onslaught FastCap Spider & Scorpion Insecticide with water.

Onslaught FastCap Spider & Scorpion Insecticide may be sprayed on any surface that will not be stained by water. If you are concerned about staining or are not sure if a surface is water safe, test the surface by spraying a small amount in an inconspicuous area before making a broad application.

The following chart indicates the percent of active ingredients that is in the sprayer tank after mixing Onslaught FastCap Spider & Scorpion Insecticide at either rate:

Dilution Rate in Water	0.5 fl. oz. per Gallon	1.0 fl. oz. per Gallon
	Final % concentration of Active Ingredients	Final % concentration of Active Ingredients
Esfenvalerate	0.025%	0.050%
Prallethrin	0.006%	0.012%
Piperonyl butoxide	0.031%	0.063%
TOTAL % Concentration of all Actives	0.062%	0.125%

**Tank Mixing:**

Onslaught FastCap Spider & Scorpion Insecticide may be tank mixed with an insect growth regulator such as NyGuard® IGR Concentrate or pyrethrum-containing products or any other currently registered pesticides unless expressly prohibited by the product label. The resulting tank mix may be applied in areas where these products are allowed to be sprayed. Do not tank mix Onslaught FastCap Spider & Scorpion Insecticide with products containing dichlorvos (DDVP).

**INDOOR USE:  
Application Rates for Indoor Structural Pests:**

Pests	Dilution Rate In Water	Application Rate of Mixed Solution	Application Method(s)
<b>Spiders and other listed crawling insects</b>		1 gallon / 1,000 sq. ft.	Apply as a coarse, wet spray
Light Infestation	0.5 fl. oz. / gallon		*Broadcast Surface Spray
Heavy Infestation	1.0 fl. oz. / gallon		*Crack and Crevice Treatment
<b>Listed Flying Insects</b>	0.5 fl. oz. / gallon	1 gallon / 1,000 sq. ft.	*Spot Treatment *Injected into Wall Voids
<b>Scorpions and other listed stinging insects</b>	1.0 fl. oz. / gallon	1 gallon / 1,000 sq. ft.	
<b>Ticks</b>	0.5 fl. oz. / gallon	1 gallon / 1,000 sq. ft.	
<b>Fleas, Lice &amp; Bed Bugs</b>	0.5 fl. oz. / gallon	1 gallon / 1,000 sq. ft.	Apply as noted above, with a fine particle spray.



**Spiders, Scorpions, and Other Listed Crawling Insect Pests Indoors:**

Apply as a coarse, wet spray to surfaces where these pests are normally found. Treat floors, baseboards, around doors and windows, in attics, crawl spaces, eaves, corners, closets, walls, utility pipes, storage areas, and all cracks and crevices. Treat underneath sinks, dishwashers, refrigerators, stoves, the underside of shelves, drawers, cabinets, areas behind pipes, and in all places where these insects shelter. Contact as many insects as possible with direct spray. Repeat applications as needed, but do not exceed more than one (1) application every seven (7) days.

**For Ant Control Indoors:**

Apply to ant trails, around garbage receptacles, and near food sources. Also apply around doors and windows and wherever these pests may find entrance to the structure. Remove sources of food through basic hygiene practices whenever possible.

**Listed Flying Insect Pests Indoors:**

Treat insect resting areas such as walls and ceilings, screens, around windows, doors, and light fixtures, and other surfaces that attract flying insects. Initiate treatments at the beginning of fly season, and repeat treatments during periods of heavy infestation.

**Listed Stinging Insect Pests Indoors:**

Apply spray to nests late in the evening when stinging insects are at rest. Thoroughly spray nest, nest entrance, and surrounding areas where insects land or walk. Treat around doors and windows, in attics, crawl spaces, and possible harborage sites or points of entry.

**For Control of Ticks:**

Thoroughly apply as a spot treatment to infested areas such as pet beds and resting areas, nearby cracks and crevices, along and behind baseboards, window and door frames, and localized areas of floor and floor coverings where these pests may be present. **DO NOT SPRAY PETS WITH THIS PRODUCT.** Treat dogs and cats with a product registered for use on animals.

**For Control of Fleas:**

Thoroughly apply as a fine particle broadcast spray to infested rugs, carpets, and pet resting areas. Prior to treatment, cover aquariums and fish bowls, and remove pet animals from the area being treated. Do not permit humans or pets to contact treated surfaces until spray has dried. Remove pet bedding and replace with clean, fresh bedding after treatment. **DO NOT SPRAY PETS WITH THIS PRODUCT.** Treat dogs and cats with a product registered for use on animals.

**To Control Bed Bugs:**

Thoroughly clean and vacuum mattresses, box springs, floors, and surfaces. Treat mattresses and box springs with an approved pesticide, such as a pyrethrin aerosol. Apply Onslaught FastCap Spider & Scorpion Insecticide as a spot treatment to potential harborage sites and migration paths, and cracks and crevices, around baseboards, floorboards, headboards, wall voids and walls.

**For Control of Listed Stored Product Pests:**

Spray thoroughly around and into floor drains, non-food conveyors, benches, pipes, pallets, moist areas, storage racks, pieces of equipment, and other areas where stored product pests may be found. Tank mix or sequential use of an insect growth regulator, such as NyGuard IGR Concentrate, is recommended to break the insect reproduction cycle. Do not apply this spray to surfaces or utensils that may come in contact with food, since excessive residues in food may result.

**To Treat Voids in Equipment and Structures:**

To kill insects harboring in wall voids and other inaccessible spaces in equipment and structures, use injection equipment designed for deep void applications. Follow the injection equipment manufacturer's recommendations for proper set up and air pressures. Place the applicator tip at or into the void space to be treated. For inaccessible voids, it may be necessary to drill an access hole(s). Inject product into the void space in short bursts, allowing air pressure to push insecticide deep into the space. Do not apply to the point of runoff or drip. Ventilate area thoroughly before re-entry. Do not reapply more than every fourteen (14) days.

**To Kill the Accessible Stages of Listed Granary Insects:**

Use this concentrate to treat grain storage facilities, and other listed areas, for stored product pest control. For control of exposed adult and immature stages of stored product pests, apply to cracks, crevices, and other surfaces where the pests have been seen or have harborage. Treat areas where products are stored before filling with the product. Apply at the rates listed above, using one gallon of spray mix per 1,000 square feet of surface area to be treated. Cleaning all areas prior to use will increase levels of control. Remove and destroy foodstuffs infested with pests.

Repeat application as needed, but do not exceed more than one application every fourteen (14) days.

**USE IN AND AROUND LIVESTOCK HOUSING:**

For use in and around unoccupied areas of livestock facilities, such as: Barns, Cow and Calf Pens & Hutches, Dairy Barns & Milk Rooms, Hog Barns, Horse Barns, Sheep Barns, Poultry Houses, and Rabbit Hutches. Do not contaminate milk, food, or drinking water. Remove animals from area being treated. Cover feeders and waterers. Do not apply or allow insecticide to drift onto animals. Do not allow animals to enter treated areas until spray solution has dried.

<b>Pests</b>	<b>Dilution Rate in Water</b>	<b>Application Method(s)</b>
<b>Listed Crawling Insects</b> *Including litter beetles	1 fl. oz. / gallon or 1 fl. oz. in sufficient water to cover 1,000 sq. ft.	Apply as a coarse, wet spray *General Surface Spray *Crack and Crevice Treatment
<b>Listed Flying Insects</b>	0.5 fl. oz. / gallon or 0.5 fl. oz. in sufficient water to cover 1,000 sq. ft.	*Spot Treatment *Injected into Wall Voids

**Listed Crawling Insect Pests in Livestock and Poultry Premises:**

Apply as a general surface, spot treatment, and/or crack and crevice treatment. Apply to floors and vertical and overhead surfaces where crawling insects are or may be present. Treat stanchions, pipes, windows, doors, posts, cage framing, gates, under (but not in) feeders, and other areas where insects hide or congregate. To reduce immigration of insects, make a perimeter treatment around the outside of building foundations. Apply in a uniform band 1 – 3 feet up the exterior foundation wall and 3 – 6 feet out from the foundation.

**Litter Beetle Control in Livestock and Poultry Premises:**

To control litter beetles (darkling, hide, and carrion beetles), apply Onslaught FastCap Spider & Scorpion Insecticide to walls and floors at cleanout and before reintroduction of animals. Treat areas where beetles frequently occur, such as walls, supports, cages, cage framing, stalls, and around feeders. To reduce immigration of insects, make a perimeter treatment around the outside of building foundations. Apply in a uniform band 1 – 3 feet up the exterior foundation wall and 3 – 6 feet out from the foundation.

**Listed Flying Insect Pests in Livestock and Poultry Premises:**

For residual control of listed flying insects, treat insect resting areas such as walls, ceilings, screens, around windows, doors, light fixtures, and other surfaces that attract flying insects. Initiate treatments at the beginning of fly season and repeat treatments during periods of heavy infestation. Tank mix or sequential use of an insect growth regulator, such as NyGuard IGR Concentrate, is recommended to break the insect reproduction cycle.

**OUTDOOR USE:  
Use Restrictions:**

- Do not spray in or near fish ponds or other bodies of water.
- Do not water the treated area to the point of runoff.
- Do not make applications during the rain.
- Do not apply directly to sewers or drains, or any area like a gutter where drainage to sewers, storm drains, water bodies, or aquatic habitat can occur, except as directed by this label.
- Not for use on plants being grown for sale or other commercial use. Not for use in nurseries, sod farms or golf courses.
- All outdoor applications, if permitted elsewhere on this label must be limited to spot or crack and crevice treatments only, except for the following permitted uses, if allowed elsewhere on this label:
  - (1) Applications to soil or vegetation, as listed on this label;
  - (2) Applications to lawns, turf, and other vegetation, as listed on this label;
  - (3) Applications to the side of a building, up to a maximum height of 3 feet above grade;
  - (4) Application to underside of eaves, soffits, doors, or windows permanently protected from rainfall by a covering, overhang, awning, or other structure;
  - (5) Applications around potential pest entry points into buildings, when limited to a surface band not to exceed one inch in width;
  - (6) Applications made through the use of a coarse, low pressure spray to only those portions of surfaces that are directly above bare soil, lawn, turf, mulch or other vegetation, as listed on this label, and not over an impervious surface, drainage or other condition that could result in runoff into storm drains, drainage ditches,

gutters, or surface waters in order to control occasional invaders or aggregating pests as listed on this label.

**Outdoor Application Rates for Spiders, Scorpions and other listed Pests:**

	<b>Dilution Rate In Water</b>	<b>Application Method(s)</b>
<b>Treating Exterior Walls, Foundations and Structures</b>	0.5 to 1 fl. oz. / gallon or 0.5 to 1 fl. oz. in sufficient water to cover 1,000 sq. ft.	Apply as a coarse, wet spray *Crack and Crevice Treatment *Spot Treatment *Broadcast Spray Treatment!
<b>Treating nests and harborage areas of listed stinging insects</b>	1 fl. oz. / gallon or 1 fl. oz. in sufficient water to cover 1,000 sq. ft.	Apply as a coarse, wet spray *Crack and Crevice Treatment *Spot Treatment
<b>To Control Swarming Termites and Wood Destroy- ing Pests</b>	1 fl. oz. / gallon or 1 fl. oz. in sufficient water to cover 1,000 sq. ft.	

*(continued)*

	<b>Dilution Rate In Water</b>	<b>Application Method(s)</b>
<b>Treating Ornamental Trees and Landscapes</b>	0.1 to 1.0 fl. oz. / gallon or 0.1 to 1.0 fl. oz. in sufficient water to cover 1,000 sq. ft.	Apply as a spray *Broadcast Spray Treatment *Foliar Spray Treatment
<b>Mosquito Breeding Sites</b>	0.5 fl. oz. / gallon or 0.5 fl. oz. in sufficient water to cover 1,000 sq. ft.	
<b>Treating Lawns and Turf</b>	0.1 to 1 fl. oz. / gallon or 0.1 to 1 fl. oz. in sufficient water to cover 1,000 sq. ft.	Apply as a coarse, wet spray *Broadcast Spray Treatment

<sup>1</sup>Applications made through the use of a coarse, low pressure spray to only those portions of surfaces that are directly above bare soil, lawn, turf, mulch or other vegetation, as listed on this label, and not over an impervious surface, drainage or other condition that could result in runoff into storm drains, drainage ditches, gutters, or surface waters in order to control occasional invaders or aggregating pests as listed on this label.



**Treating exterior walls, foundations and structures:**

To control infestations of listed pests, treat exterior surfaces of buildings, walls, window frames, around garbage cans, eaves, cracks and crevices, porches, decks, gazebos, patios, carports, siding, garages, fence lines, and other areas where pests are active or may be hiding.

To help prevent insect infestation of buildings: Treat a 2 – 6 foot band of soil or other substrate adjacent to buildings. Treat building foundation to a height of 2 – 3 feet. Treat exterior walls, siding, eaves, cracks and crevices, and other areas where listed pests are active, and may find entrance into building.

Apply with sufficient water to adequately cover the area being treated, but do not allow dripping or runoff to occur. Alternate mixing directions are to use 2 to 4 fl. oz. of concentrate per 50 gallons of water.

**Listed Stinging Insect Control Outdoors:**

For listed stinging insects, apply spray solution to nests and harborage areas late in the evening when stinging insects are commonly at rest. Thoroughly spray nest, nest entrance, harborage sites, and surrounding areas where insects land or walk. For nests inside walls, inject sufficient spray to treat nest. Do not use in areas where an electrical shock hazard exists. For applications made when pests are active, applicator should wear protective equipment as required. Repeat application when there are signs of renewed insect activity.

For Yellowjacket control, Onslaught FastCap Spider & Scorpion Insecticide can be mixed with baits in traps. Follow trap instructions for preparation of bait.

**Fleas and Ticks Outdoors:**

To control fleas and pet ticks, apply to kennels, runs, and other areas that pets have been present. For best outdoor control of ticks, apply spray to vegetation, brush, branches, and other areas near habitation where ticks may harbor or frequent. Treat the entire area and retreat as necessary to maintain control. Do not apply to pasture or cropland and do not allow animals and people access to treated areas until the application has dried. **DO NOT SPRAY PETS WITH THIS PRODUCT.** Treat dogs and cats with a product registered for use on animals.

**Listed Insect Control in Ornamental Trees and Landscapes:**

For residential and commercial trees, shrubs, ground covers, and bedding and foliage plants that will not be harvested for food, apply Onslaught FastCap Spider & Scorpion Insecticide in appropriate volumes of water to obtain thorough coverage. Apply as a full-coverage foliar spray, applying to the point of drip but not runoff. Treat active soil pests with an application to surrounding soil. Repeat treatments as necessary to achieve control, using higher application rates as pest pressure and foliage area increases. Repeat applications as necessary, but no more than once every seven (7) days. Certain plants may be sensitive to the final spray solution. A small-scale test is recommended to verify safety to ornamental plants. Spray and observe for one (1) week prior to application of an entire planting.

**Listed Insect Control on Lawns, Turf Grass, and Turf:**

For best results, lawn or turf grass should be mowed 1 – 2 days before spraying. Treat with spraying equipment or a hand sprayer. Use application volumes of up to 10 gallons per 1,000 square feet to get uniform coverage when treating dense grass foliage. For low volume applications using less than 2 gallons of spray solution per 1,000 square feet, immediate irrigation with at least 0.25 inches of water is recommended to improve effectiveness on sub-surface pests.

When hand spraying, spray using a slow, even sweeping motion, making sure to cover the entire lawn or turf grass area where pests are observed. Spray under ornamentals and trees. Repeat treatments may be necessary at 7 – 14 day intervals.

**Rate Range:**

Use lower rate range for pests that are commonly exposed and will be contacted by spray solution at the time of application. For pests that will not be contacted by spray solution at the time of application, use the upper rate range. Use 1 fl. oz. per 1,000 sq. ft. when treating Mole Crickets and Chinch Bugs.

**To Kill Swarming Termites: OUTDOORS ONLY.**

Apply spray mix as a coarse, wetting spray when swarming termites are seen emerging from woodpiles, wooden fence posts, wooden structures, or from the ground. Swarming usually occurs in the spring or at other times when a termite colony becomes overcrowded and new reproductive termites with wings emerge and fly away to mate and establish new colonies. This treatment will control the sprayed termites and will not protect the structure from which the swarm is coming. Use only as a contact spray to kill emerging reproductive (winged) and worker termites emerging from infested wood. This treatment is not a substitute for a comprehensive termite control program.

**To Kill Listed Wood Destroying Pests: OUTDOORS ONLY.**

Apply spray mix as a coarse, wetting spray to exposed pests and to the damaged areas of wood, spraying into galleries or tunnels in the exposed wood. Also, spray around doors, window and door frames, and other areas where these pests may hide or enter the house. Spray into cracks and crevices and, if necessary, drill small holes and spray into inaccessible wooden structural voids where these pests are suspected.

**Mosquito Breeding sites:**

Mosquito populations may be reduced by application of Onslaught FastCap Spider & Scorpion Insecticide to sites where mosquitoes rest, harbor, and breed. Apply spray solution into tall grass, shrubbery, and around back yards and lawns where these pests may hover or rest. Apply while air is still.

Not for wide area mosquito abatement using aerial or truck mounted cold aerosol ULV sprayers and thermal fogging devices.

**STORAGE AND DISPOSAL**

Do not contaminate water, food, or feed by storage or disposal.

**PESTICIDE STORAGE:**

Store in a cool, dry area under lock and key. Post as a pesticide storage area. Always store pesticides in the original container. Store away from food, pet food, feed, seed, fertilizers, and veterinary supplies. Place liquid formulations on lower shelves and dry formulations above.

**PESTICIDE DISPOSAL:**

To avoid wastes, use all material in this container by application according to label directions. If wastes cannot be avoided, offer remaining product to a waste disposal facility or pesticide disposal program (often such programs are run by state or local government or by industry).

*(continued)*


**STORAGE AND DISPOSAL (cont.)**


**CONTAINER HANDLING:**


Non-refillable container. Do not reuse or refill this container.

Triple rinse as follows: Empty the remaining contents into the application equipment or a mix tank and drain for 10 seconds after the flow begins to drip. Fill the container ¼ full with water and recap. Shake for 10 seconds. Pour rinsate into the application equipment or a mix tank or store rinsate for later use or disposal. Drain for 10 seconds after the flow begins to drip. Repeat this procedure two more times. Then offer for recycling if available, or puncture and dispose of in a sanitary landfill or by incineration. Do not burn unless allowed by state and local ordinances.

Onslaught®, MGK® and NyGuard® are registered trademarks of McLaughlin Gormley King Company.







**Spider & Scorpion Insecticide**

**ACTIVE INGREDIENTS:**

Estenvalerate.....	6.40%
Prallethrin.....	1.60%
Piperonyl butoxide.....	8.00%
<b>*OTHER INGREDIENTS:</b> .....	84.00%
*Contains petroleum distillates 100.00%	

**KEEP OUT OF REACH OF CHILDREN  
CAUTION**

**FIRST AID**

**IF SWALLOWED:** Call a poison control center or doctor immediately for treatment advice. Do not give **any** liquid to the person. Do not induce vomiting unless told to do so by a poison control center or a doctor. Do not give anything by mouth to an unconscious person. **IF IN EYES:** Hold eye open and rinse slowly and gently with water for 15-20 minutes. Remove contact lenses, if present, after the first 5 minutes, then continue rinsing eyes. Call a poison control center or doctor for treatment advice. **IF ON SKIN OR CLOTHING:** Take off contaminated clothing. Rinse skin immediately with plenty of water for 15-20 minutes. Call a poison control center or doctor for treatment advice. **NOTE TO PHYSICIAN:** Contains petroleum distillate. Vomiting may cause an aspiration pneumonia hazard. Have the product container or label with you when calling a poison control center or doctor, or going for treatment. For information regarding medical emergencies or pesticide incidents, call 1-888-740-8712.

**See inside booklet for Additional Precautionary Statements, Directions for Use and Storage and Disposal**

Manufactured for:  
**MGK, 7325 Aspen Lane North, Minneapolis, MN 55428**  
EPA Reg. No. 1021-2574 EPA Est. No. 1021-MN-2<sup>a</sup>, 70815-GA-1<sup>c</sup>,  
F2964-005 58996-MO-1<sup>b</sup>, 39578-TX-1<sup>b</sup>, 228-IL-2<sup>b</sup>,  
Rev. 1119-1119 67572-GA-1<sup>b</sup>, 63416-WI-1<sup>b</sup>, 5905-GA-1<sup>b</sup>  
Superscript is the first character of the lot number.

**NET CONTENTS: 1 PINT**

PULL HERE TO OPEN / PRESS TO RESEAL

PF 60211-7





**General or Food Applications:** Do not apply Onslaught FastCap Spider & Scorpion Insecticide as a general surface application in food areas of the facility when the facility is in operation or feed is exposed. Do not apply directly to food. Cover or remove all food and food processing equipment prior to application. After spraying to meat packing plants, bakeries, and other food processing plants, wash with an effective cleaning compound, and then rinse all equipment, benches, shelving, etc. where exposed food will be handled with potable water. Repeat applications as needed, but do not exceed more than one (1) application every fourteen (14) days.

**Spot or Crack and Crevice Applications:** Spot or crack and crevice applications may be made while facility is in operation; provided exposed food is covered or removed from the area being treated. Do not apply directly to food or food-handling surfaces. Repeat applications as needed, but do not exceed more than one (1) application every fourteen (14) days.

**MIXING INSTRUCTIONS:**

Onslaught FastCap Spider & Scorpion Insecticide with water and apply with hand pressurized or power operated sprayers. Agitate contents of Onslaught FastCap Spider & Scorpion Insecticide before use. Do not dilute or concentrate. For dilution, add water to the spray tank and then add the appropriate amount of Onslaught FastCap Spider & Scorpion Insecticide. Agitate, and slowly add the remaining water. Agitate spray thoroughly before using and also occasionally during use to ensure dispersion. If spray filter screens are used, they should be 50 mesh or larger. Use 0.5 fl. oz. of Onslaught FastCap Spider & Scorpion Insecticide in 1 gallon of water for light infestations or as a maintenance control rate. Use 1.0 fl. oz. per gallon of water for heavy infestations or as an initial clean out rate. Apply two-second bursts of spray per square foot of area being treated. Do not apply excessively, dampen surface but not to the point of saturation or runoff. Only dilute Onslaught FastCap Spider & Scorpion Insecticide with water.

Onslaught FastCap Spider & Scorpion Insecticide may be sprayed on any surface that will not be stained by water. If you are concerned about staining or are not sure if a surface is water safe, test the surface by spraying a small amount in an inconspicuous area before making a broad application.

The following chart indicates the percent of active ingredients that is in the sprayer tank after mixing Onslaught FastCap Spider & Scorpion Insecticide at either rate:

Dilution Rate in Water	0.5 fl. oz. per Gallon	1.0 fl. oz. per Gallon
Final % concentration of Active Ingredients	0.025%	0.050%
Esfenvalerate	0.006%	0.012%
Permethrin	0.031%	0.063%
Piperonyl butoxide	0.062%	0.125%
TOTAL % Concentration of all Actives		

**Tank Mixing:**

Onslaught FastCap Spider & Scorpion Insecticide may be tank mixed with an insect growth regulator such as NyGuard® IGR Concentrate or pyrethrum-containing products or any other currently registered pesticides unless expressly prohibited by the product label. The resulting tank mix may be applied in areas where these products are allowed to be sprayed. Do not tank mix Onslaught FastCap Spider & Scorpion Insecticide with products containing dechlorvos (DDVP).

**INDOOR USE:**

**Application Rates for Indoor Structural Pests:**

Pests	Dilution Rate in Water	Application Rate of Mixed Solution	Application Method(s)
Spiders and other listed Crawling Insects Light Infestation	0.5 fl. oz. /gallon	1 gallon / 1,000 sq. ft.	Apply as a coarse, wet spray • Broadcast Surface Spray • Crack and Crevice Treatment • Spot Treatment • Injected into Wall Voids
Heavy Infestation	1.0 fl. oz. /gallon		
Listed Flying Insects	0.5 fl. oz. /gallon	1 gallon / 1,000 sq. ft.	
Scorpions and other listed Stinging Insects	1.0 fl. oz. /gallon	1 gallon / 1,000 sq. ft.	
Ticks	0.5 fl. oz. /gallon	1 gallon / 1,000 sq. ft.	
Flies, Lice & Bed Bugs	0.5 fl. oz. /gallon	1 gallon / 1,000 sq. ft.	Apply as noted above, with a fine particle spray.

**Spiders, Scorpions, and other listed Crawling Insect Pests Indoors:** Spot or crack and crevice applications may be made while facility is in operation; provided exposed food is covered or removed from the area being treated. Do not apply directly to food or food-handling surfaces. Repeat applications as needed, but do not exceed more than one (1) application every seven (7) days.

**For Ant Control Indoors:**

Apply to ant trails, around garbage receptacles, and near food sources. Also apply around doors and windows and wherever these pests may find entrance to the structure. Remove sources of food through basic hygiene practices whenever possible.

**Listed Flying Insect Pests Indoors:**

Treat insect resting areas such as walls and ceilings, screens, around windows, doors, and light fixtures, and other surfaces that attract flying insects. Initiate treatments at the beginning of fly season, and repeat treatments during periods of heavy infestation.

**Listed Stinging Insect Pests Indoors:**

Apply spray to nests late in the evening when stinging insects are at rest. Thoroughly spray nest, nest entrance, and surrounding areas where insects land or walk. Treat around doors and windows, in attics, crawl spaces, and possible harborage sites or points of entry.

**For Control of Ticks:**

Thoroughly apply as a spot treatment to infested areas such as pet beds and resting areas, nearby cracks and crevices, along and behind baseboards, window and door frames, and localized areas of floor and floor coverings where these pests may be present. DO NOT SPRAY PETS WITH THIS PRODUCT. Treat dogs and cats with a product registered for use on animals.

**For Control of Flies:**

Thoroughly apply as a fine particle broadcast spray to infested rugs, carpets, and pet resting areas. Prior to treatment, cover aquariums and fish bowls, and remove pet animals from the area being treated. Do not permit humans or pets to contact treated surfaces until spray has dried. Remove pet bedding and replace with clean, fresh bedding after treatment. DO NOT SPRAY PETS WITH THIS PRODUCT. Treat dogs and cats with a product registered for use on animals.

**To Control Bed Bugs:**

Thoroughly clean and vacuum mattresses, box springs, floors, and surfaces. Treat mattresses and box springs with an approved pesticide, such as a pyrethrin aerosol. Apply Onslaught FastCap Spider & Scorpion Insecticide as a spot treatment to potential harborage sites and migration paths, and cracks and crevices, around baseboards, footboards, headboards, wall voids and walls.

**For Control of Listed Stored Product Pests:**

Spray thoroughly around and into floor drains, non-food conveyors, benches, piers, pallets, moist areas, storage racks, pieces of equipment, and other areas where stored product pests may be found. Tank mix or sequential use of an insect growth regulator, such as NyGuard IGR Concentrate, is recommended to break the insect reproduction cycle. Do not apply this spray to surfaces or utensils that may come in contact with food, since excessive residues in food may result.

**To Treat Voids in Equipment and Structures:**

To kill insect pests in wall voids, inaccessible spaces in equipment and structures, use injection equipment designed for deep void applications. Follow the injection equipment manufacturer's recommendations for proper set up and air pressures. Place the applicator tip at or into the void space to be treated. For inaccessible voids, it may be necessary to drill an access hole(s). Inject product into the void space in short bursts, allowing air pressure to push insecticide deep into the space. Do not apply to the point of runoff or drip. Ventilate area thoroughly before re-entry. Do not reapply more than every fourteen (14) days.

**To Kill the Accessible Stages of Listed Granary Insects:** Use this concentrate to treat grain storage facilities, and other listed areas, for stored product pest control. For control of exposed adult and immature stages of stored product pests, apply to cracks, crevices, and other surfaces where the pests have been seen or have harborage. Treat areas where products are stored before filling with the product. Apply at the rates listed above, using one gallon of spray mix per 1,000 sq. ft. of surface area to be treated. Cleaning all areas prior to use will increase levels of control. Remove and destroy foodstuffs infested with pests.

Repeat application as needed, but do not exceed more than one application every fourteen (14) days.

**USE IN AND AROUND LIVESTOCK HOUSING:**

For use in and around unoccupied areas of livestock facilities, such as: Barns, Cow and Calf Pens & Hutches, Dairy Barns & Milk Rooms, Hog Barns, Horse Barns, Sheep Barns, Poultry Houses, and Rabbit Hutches. Do not contaminate milk, food, or drinking water. Remove animals from area being treated. Cover feeders and waterers. Do not apply or allow insecticide to drift onto animals. Do not allow animals to enter treated areas until spray solution has dried.

Pests	Dilution Rate in Water	Application Method(s)
Listed Crawling Insects * including litter beetles	1 fl. oz. in sufficient water to cover 1,000 sq. ft. or 0.5 fl. oz. / gallon	Apply as a coarse, wet spray • General Surface Spray • Crack and Crevice Treatment • Spot Treatment • Injected into Wall Voids
Listed Flying Insects	0.5 fl. oz. in sufficient water to cover 1,000 sq. ft.	

**Listed Crawling Insect Pests in Livestock and Poultry Premises:**

Apply to cracks, crevices, and other surfaces where crawling insects are or may be present. Treat stanchions, pipes, windows, doors, posts, cage framing, gates, under (but not in) feeders, and other areas from area being treated. To reduce immigration of insects, make a perimeter treatment around the outside of building foundations. Apply in a uniform band 1 to 3 feet up the exterior foundation wall and 3 to 6 feet out from the foundation.

**Litter Beetle Control in Livestock and Poultry Premises:**

To control litter beetles (dankling, hide, and carrion beetles), apply Onslaught FastCap Spider & Scorpion Insecticide to walls and floors at cleanout and before reintroduction of animals. Treat areas where beetles frequently occur, such as walls, supports, cages, cage framing, stalls, and around feeders. To reduce immigration of insects, make a perimeter treatment around the outside of building foundations. Apply in a uniform band 1 to 3 feet up the exterior foundation wall and 3 to 6 feet out from the foundation.

**Listed Flying Insect Pests in Livestock and Poultry Premises:**

For residual control of listed flying insects, treat insect resting areas such as walls, ceilings, screens, around windows, doors, light fixtures, and other surfaces that attract flying insects. Initiate treatments at the beginning of fly season and repeat treatments during periods of heavy infestation. Tank mix or sequential use of an insect growth regulator, such as NyGuard IGR Concentrate, is recommended to break the insect reproduction cycle.

**OUTDOOR USE:**

**Use Restrictions:**

- Do not spray in or near fishponds or other bodies of water.
- Do not water the treated area to the point of runoff.
- Do not make applications during the rain.
- Do not apply directly to sewers or drains, or any area like a gutter where drainage to sewers, storm drains, water bodies, or aquatic habitat can occur, except as directed by this label.
- Not for use on plants being grown for sale or other commercial use. Not for use in nurseries, sod farms or golf courses.
- All outdoor applications, if permitted elsewhere on this label must be limited to spot or crack and crevice treatments only, except for the following permitted uses, if allowed elsewhere on this label:

- Applications to soil or vegetation, as listed on this label;
- Applications to lawns, turf, and other vegetation, as listed on this label;
- Applications to the side of a building, up to a maximum height of 3 feet above grade;
- Application to underside of eaves, soffits, doors, or windows permanently protected from rainfall by a covering, overhang, awning, or other structure;
- Applications made through the use of a coarse, low pressure spray to only those portions of surfaces that are directly above bare soil, lawn, turf, mulch or other aggregate, and not on impervious surfaces, or aggregate aggregating pests as listed on this label;
- drainage ditches, gutters, or surface waters in order to control occasional invaders or aggregating pests as listed on this label.

**Outdoor Application Rates for Spiders, Scorpions and other listed pests:**

	Duration	Rate in Water	Application Method(s)
<b>Treating Exterior Walls, Foundations and Structures</b>		0.5 to 1 fl. oz. in sufficient water to cover 1,000 sq. ft. or 1 fl. oz. in sufficient water to cover 1,000 sq. ft.	Apply as a coarse, wet spray • Cracks and Crevices Treatment • Spot Treatment • Broadcast Spray Treatment <sup>1</sup>
<b>Treating nests and harborage areas of listed stinging insects</b>		1 fl. oz. in sufficient water to cover 1,000 sq. ft. or 1 fl. oz. in sufficient water to cover 1,000 sq. ft.	Apply as a coarse, wet spray (Crack and Crevice Treatment) • Spot Treatment
<b>To Control Swarming Termites and Wood Destroying Pests</b>		1 fl. oz. in sufficient water to cover 1,000 sq. ft. or 1 fl. oz. in sufficient water to cover 1,000 sq. ft.	Apply as a coarse, wet spray • Cracks and Crevice Treatment • Spot Treatment
<b>Treating Ornamental Trees and Landscapes</b>		0.1 to 1.0 fl. oz. in sufficient water to cover 1,000 sq. ft. or 0.5 fl. oz. / gallon	Apply as a spray • Broadcast Spray Treatment • Foliar Spray Treatment
<b>Mosquito Breeding Sites</b>		0.5 fl. oz. in sufficient water to cover 1,000 sq. ft. or 0.1 to 1 fl. oz. / gallon	Apply as a coarse, wet spray • Broadcast Spray Treatment
<b>Treating Lawns and Turf</b>		0.1 to 1 fl. oz. in sufficient water to cover 1,000 sq. ft. or 4.3 to 43 fl. oz. per acre	Apply as a coarse, wet spray • Broadcast Spray Treatment

<sup>1</sup> Applications made through the use of a opaque, low pressure spray to nests and harborage areas late in the evening when stinging insects are commonly at rest. Thoroughly spray nest, entrance, harborage sites, and surrounding areas where insects land or walk. For nests inside walls, inject sufficient spray to treat nest. Do not use in areas where an electrical shock hazard exists. For applications made when pests are active, applicator should wear protective equipment as required. Repeat application when there are signs of renewed insect activity.

**Treating exterior walls, foundations and structures:**  
To control infestations of listed pests, treat exterior surfaces of buildings, walls, window frames, around garbage cans, eaves, cracks and crevices, porches, decks, gazebos, patios, carports, siding, garages, fence lines, and other areas where pests are active or may be hiding.

To help prevent insect infestation of buildings: Treat a 2 to 6 foot band of soil or other substrate adjacent to buildings. Treat building foundation to a height of 2 to 3 feet. Treat exterior walls, siding, eaves, cracks and crevices, and other areas where listed pests are active, and may find entrance into building.

Apply with sufficient water to adequately cover the area being treated, but do not allow dripping or runoff to occur. Alternate mixing directions are to use 2 to 4 fl. oz. of concentrate per 50 gallons of water.

**Listed Stinging Insect Control Outdoors:**  
For listed stinging insects, apply spray solution to nests and harborage areas late in the evening when stinging insects are commonly at rest. Thoroughly spray nest, entrance, harborage sites, and surrounding areas where insects land or walk. For nests inside walls, inject sufficient spray to treat nest. Do not use in areas where an electrical shock hazard exists. For applications made when pests are active, applicator should wear protective equipment as required. Repeat application when there are signs of renewed insect activity.

For Yellowjacket control, Onslaught FastCap Spider & Scorpion Insecticide can be mixed with baits in traps. Follow trap instructions for preparation of bait.

**Fleas and Ticks Outdoors:**  
To control fleas and pet ticks, apply to kennels, runs, and other areas that pets have been present. For best outdoor control of ticks, apply spray to vegetation, brush, branches, and other areas near habitation where ticks may harbor or frequent. Treat the entire area and retreat as necessary to maintain control. Do not apply to pasture or cropland and do not allow animals and people to access to treated areas until the application has dried. DO NOT SPRAY PETS WITH THIS PRODUCT. Treat dogs and cats with a product registered for use on animals.

**Listed Insect Control in Ornamental Trees and Landscapes:**  
For residential and commercial trees, shrubs, ground covers, and bedding and foliage plants that will not be harvested for food, apply Onslaught FastCap Spider & Scorpion Insecticide in appropriate volumes of water to obtain thorough coverage. Apply as a full-coverage foliar spray, applying to the point of drip but not runoff. Treat active soil surface and plant base areas as necessary, but no more than once every seven (7) days. Certain plants may be sensitive to the final spray solution. A small-scale test is recommended to verify safety to ornamental plants. Spray and observe for one (1) week prior to application of an entire planting.

**Listed Insect Control on Lawns, Turf Grass, and Turf:**  
For best results, lawn or turf grass should be mowed 1 to 2 days before spraying. Treat with spraying equipment or a hand sprayer. Use application volumes of up to 10 gallons per 1,000 sq. ft. to get uniform coverage when treating dense grass foliage. For low volume applications using less than 2 gallons of spray solution per 1,000 sq. ft., immediate irrigation with at least 0.25 inches (0.635 cm) of water is recommended to improve effectiveness on sub-surface pests.

When hand spraying, spray using a slow, even sweeping motion, making sure to cover the entire lawn or turf grass area where pests are observed. Spray under ornamentals and trees. Repeat treatments may be necessary at 7 to 14 day intervals.

**Rate Range:**  
Use lower rate range for pests that are commonly exposed and will be contacted by spray solution at the time of application. For pests that will not be contacted by spray solution at the time of application, use the upper rate range. Use 1 fl. oz. per 1,000 sq. ft. when treating Mole Crickets and Chinch Bugs.

**To Kill Swarming Termites: OUTDOORS ONLY.**  
Apply spray mix as a coarse, wetting spray when swarming termites are seen emerging from woodpiles, wooden fence posts, wooden structures, or from the ground. Swarming usually occurs in the spring or at other times when a termite colony becomes overcrowded and new reproductive termites with wings emerge and fly away to mate and establish new colonies. This treatment will control the sprayed termites and will not protect the structure from which the swarm is coming. Use only as a contact spray to kill emerging reproductive (winged) and worker termites emerging from infested wood. This treatment is not a substitute for a comprehensive termite control program.

**To Kill Listed Wood Destroying Pests: OUTDOORS ONLY.**  
Apply spray mix as a coarse, wetting spray to exposed pests and to the damaged areas of wood, spraying into galleries or tunnels in the exposed wood. Also, spray around doors, window and door frames, and other areas where these pests may hide or enter the house. Spray into cracks and crevices and, if necessary, drill small holes and spray into inaccessible wooden structural voids where these pests are suspected.

**Mosquito Breeding sites:**  
Mosquito populations may be reduced by application of Onslaught FastCap Spider & Scorpion Insecticide to sites where mosquitoes rest, harbor, and breed. Apply spray solution into tall grass, shrubbery, and around back yards and lawns where these pests may hover or rest. Apply while air is still.  
Not for wide area mosquito abatement using aerial or truck mounted cold aerosol ULV sprayers and thermal fogging devices.

**STORAGE AND DISPOSAL**

Do not contaminate water, food, or feed by storage or disposal.

**PESTICIDE STORAGE:**  
Store in a cool, dry area under lock and key. Post as a pesticide storage area. Always store pesticides in the original container. Store away from food, pet food, feed, seed, fertilizers, and veterinary supplies. Place liquid formulations on lower shelves and dry formulations above.

**PESTICIDE DISPOSAL:**  
To avoid wastes, use all material in this container by application according to label directions. If wastes cannot be avoided, offer remaining product to a waste disposal facility or pesticide disposal program (often such programs are run by state or local government or by industry).

**CONTAINER HANDLING:**  
Non-refillable container: Do not reuse or refill this container.

Triple rinse as follows: Empty the remaining contents into application equipment or a mix tank. Fill the container 1/4 full with water. Replace and tighten closures. Tip container on its side and roll it back and forth, ensuring at least one complete revolution for 30 seconds. Stand the container on its end and tip it back and forth several times. Turn the container over onto its other end and tip it back and forth several times. Empty the rinse into application equipment or a mix tank or store rinse for later use or disposal. Repeat this procedure two more times. Then offer for recycling if available, or puncture and dispose of in a sanitary landfill or by incineration. Do not burn unless allowed by state and local ordinances.